



Multitech Elevators

A trusted name in vertical transportation



Multitech Elevators



Quality Product & Flawless Services our commitment

Multitech Elevators



About us

.....

Multitech is a name to reckon with prestigious project from all sectors owing to intense research & development that goes into the making of our cutting- edge products. We believe that customer satisfaction is the best way to measure the quantum of our success.

Multitech strives to deliver the world-class product & services to the customers. We have a team of highly-skilled, qualified & dedicated professionals for specific designing, manufacturing, installation & maintenance of lifts & escalators. Our product & services are in compliance with IS 14665 & European standards.

We at Multitech are eager to cope with new challenges that inspire us to create a qualitative change in aspect of technical development & product quality. Multitech Elevators is a trusted name in Manufacturing, Installation, Repair, Modernization & Maintenance of wide range of Elevators with carrying capacity from 4 Passenger to 26 Passenger & speed up to 2.5 meters / second. Our experts are always on move to select your elevating solutions depending on your requirements. Our Freight Elevators are offered up to capacity 5000 kg & Hospital Elevators up to capacity 26 Passenger.



Safety & Customer satisfaction is our Prime Goal

Multitech Elevators



HOME ELEVATORS

MULTITECH Home Elevators are designed with an interior of customer's choice & taste & in line with the space available .We provide Home elevators without machine room, Less headroom, Less pit with a speed of 0.30 m/s & for 4 Floor only.

TECHNICAL SPECIFICATIONS

1	MACHINE	GEARLESS PSM MOTOR
2	SPEED	0.30 m/s
3	CAPACITY	272 KG (4 Person)
4	Max Rise	12 meters
5	Max Stops	4
6	Control	Microprocessor with variable voltage variable frequency drive
7	Shaft size Required	1550 mm Wide x 1500 mm Deep
8	Door Operation	Automatic in Stainless Steel Finish/ Glass Doors
9	Car Enclosures	Stainless steel in designer finish or as per customer specific requirement
10	Overhead & Pit Required	3000 mm & 1500 mm
11	Safety Features	<ul style="list-style-type: none">• Automatic rescue device for safe evacuation in case of Power Failure• Infra - red door curtain• Voice Announcement System



Multitech Elevators



HOME ELEVATORS





Multitech Elevators



PASSENGER ELEVATORS

MULTITECH Passenger Elevators are designed to the needs of all segments be it a residential ,commercial , Hotel or any specific Building. Through innovation & futuristic technology , elevator solution offer a smoother performance , comfortable ride , smart operation , safe & jerkless ride. MULTITECH provide Passenger Elevators upto a capacity of 1768 KG (26 Person) & upto a speed of 2.5 m/s.



Load		Car-Inside		Lift-Well		Entrance	Machine Room	
Per-Sons	Kg.	Width	Depth	Width	Depth			
5	340	1000	850	1500	1400	700	1800	2500
6	408	1100	1000	1600	1500	700	1600	2500
8	544	1300	1100	1800	1800	800	2250	4000
10	680	1350	1300	1800	2000	800	3000	3500
13	884	2000	1100	2500	1900	900	3000	4000
16	1088	2000	1300	2500	2100	1000	3500	4600
20	1360	2000	1600	2500	2400	1000	4000	4500
26	1768	2300	1800	2700	3000	1000	5000	6000

Multitech Elevators



PASSENGER ELEVATORS



Multitech Elevators



HOSPITAL ELEVATORS

MULTITECH's Hospital Elevators are designed to accommodate the stretcher, wheel chair & medical equipments with wide opening doors & deeper cabin. We provide elevators with precise levelling for easy entry of wheel chairs, beds & patients. Hospital Elevators are provided up to maximum load of 1768 Kg (26 Person) & upto a speed of 1 m/s.



Load		Car-Inside		Lift-Well		Entrance	Machine-Room	
Per-Sons	Kg	Width	Depth	Width	Depth			
15	1020	1100	2300	1800	3000	800	3700	4500
20	1360	1300	2400	2200	3000	1000	4200	5500
26	1768	1600	2400	2350	3000	1200	4350	5500

Multitech Elevators





HOSPITAL ELEVATORS



Multitech Elevators

FREIGHT ELEVATORS / CAR ELEVATORS

MULTITECH custom made, robust and heavy capacity industrial lifts fulfill a production plant requirements. Because in an industrial house time is money and safety is paramount. Our service professionals take pride in maintaining your investment value. Freight elevators are provided up to max. load of 5000 kg and up to a speed of 0.75 m/s.




Load Kg.	Car-Inside		Lift-Well		Entrance	Machine Room	
	Width	Depth	Width	Depth			
500	1100	1200	1900	1600	900	2500	4100
1000	1400	1800	2300	2200	1200	2500	4700
1500	1700	2000	2600	2400	1500	2600	4900
2000	1700	2500	2600	2900	1500	2600	5400
2500	2000	2500	2900	3200	1800	2900	5400
3000	2000	3000	2900	3400	2300	2900	5900
4000	2500	3000	3400	3400	2300	3400	5900
5000	2500	3600	3500	4300	2300	3500	6800

Multitech Elevators




FREIGHT ELEVATORS / CAR ELEVATORS




Multitech Elevators

DESIGNER CABINS






Multitech Elevators

DESIGNER DOORS



FLOORING DESIGNS




Multitech Elevators



COP / LOP DESIGNS



HANDRAIL DESIGNS



Multitech Elevators





SPECIAL FEATURES

1	Auto Bypass	Car over load is connected and the Lift ignores the Landing calls after it is fully loaded.
2	Over load Warning Device	The indication in the car tells passengers that it is overloaded and the lift starts only after extra persons come out of it. The indication can be Audio or visual to suit your requirements.
3	Car Arrival Gong	Car Arrival Gong with Prominent Arrows are provided to suit your interior décor.
4	Signal Fixtures	Seven Segment / Digital / Scrolling Indicators / LCD are provided in line with your requirements.
5	Auto-off of Light & Fan	Light and Fan of the lift will be switched off automatically after a period of time if the lift is free and will be switched on the moment any call is registered again to conserve energy.
6	Parking of Lifts	Specific floors can be designed for parking of Lifts during night hours / free time with doors open or close option.
7	VIP Designation	Any floor may be designated as VIP floor where the lift will give priority while attending to the landing calls.
8	Voice Synthesizer	Voice Synthesizer announces the position of various landings. During the travel of the lift any programmed music of your choice will be heard.
9	Automatic Rescue Device (ARD)	In case of power failure, it switches on to the ARD and the lift moves to the nearest landing and opens the doors for safe departure of passengers.
10	Infra-Red Door Curtain	Invisible door curtain is formed by rays which detect any obstruction between the car doors and the door retracts back without touching the obstruction. Similarly it does not start closing as long as that obstruction is there between the doors.



Multitech Elevators Pvt. Ltd.

 212, Vardhman Chamber, G-Block Community Centre,
Vikaspuri, New Delhi - 110018

 +91-8810361137, +91-9717553618

 multitech.elevators@gmail.com

 www.multitechelevators.com